

## DENTOOLWORKS CUTLINE CABINETS ARE DESIGNED TO SAVE SPACE AND INCREASE PRODUCTIVITY FOR YOUR DENTAL PRACTICE



Solid steel structure, frame thickness 1.0mm to 1.2mm



Artificial marble top, durable, resistant to chemicals, easy to clean



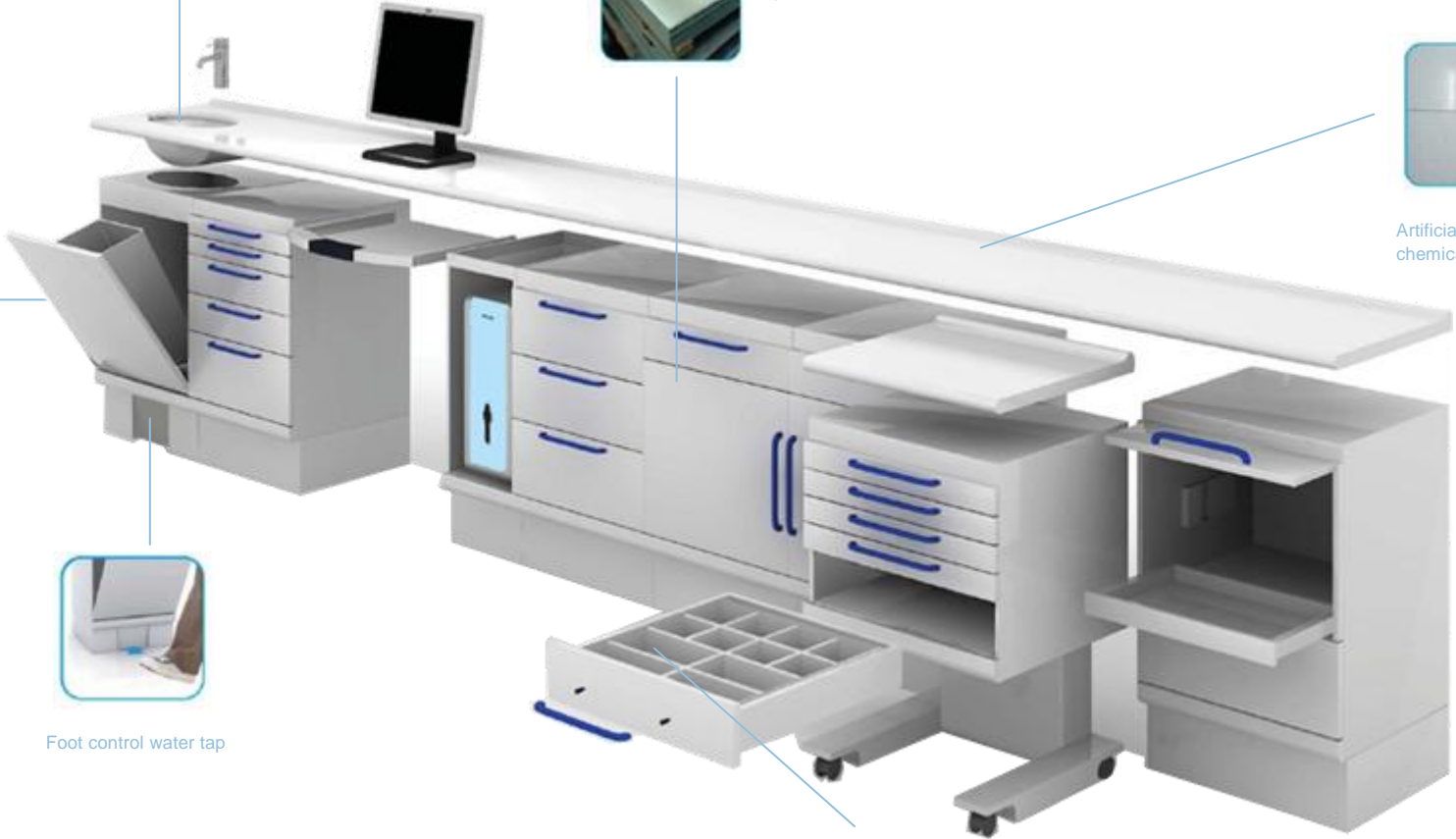
Prevent cross infection with Knee control waste bin



Foot control water tap



Configurable draw inserts



## MODULAR CABINETS WITHOUT MARBLE TOP



**BG-1**  
6 Drawers  
L500xW490xH840mm

**BG-2**  
5 Drawers  
L500xW490xH840mm

**BG-3**  
3 Drawers  
L500xW490xH840mm

**BG-6**  
L/R (Left or Right Opening)  
L500xW490xH840mm



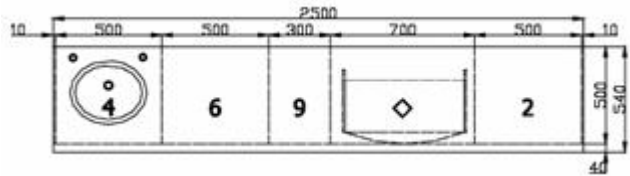
**BG-7**  
Pull-Reverse  
(for small equipment)  
L500xW490xH840mm

**BG-9**  
Computer Unit  
with Keyboard Holder  
L300xW490xH840mm

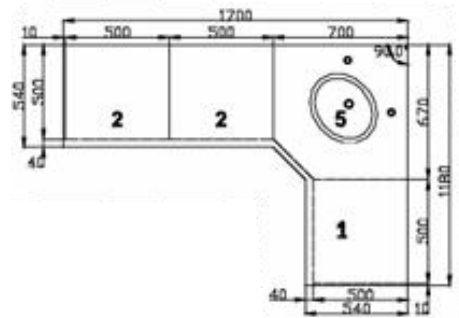
**BG-4**  
Straight Wash Basin  
with Waste Bin  
L500xW490xH840mm

**BG-5**  
'L' Type Wash  
Basin  
with Waste Bin  
L300xW470xH840m

## COMBINATION CABINETS WITH COLOUR AND MARBLE TOP

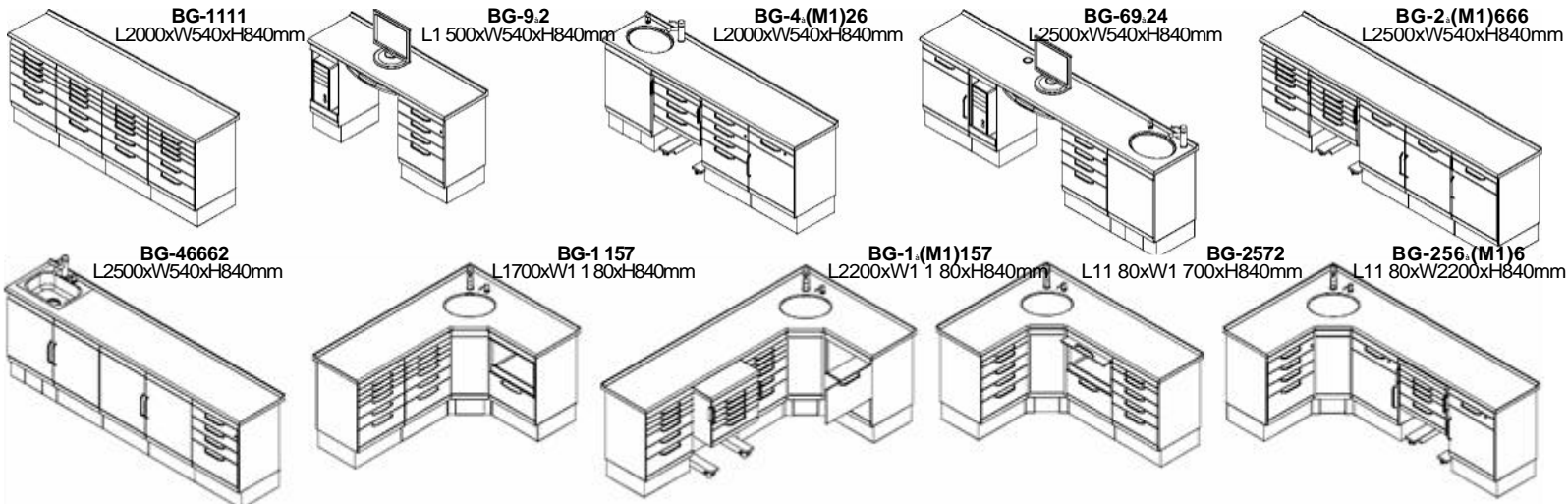


**BG-469-2**  
L2500xW540xH840mm



**BG-2251**  
L1700xW1180xH840mm

## MODULAR CABINETS COMBINATION SETS



**7B-7C-7E**  
L1800xW600xH860mm

## MOBILE DENTAL CABINETS WITH MARBLE TOP



**BG-M1**  
L530xW490xH800mm



**BG-M2**  
L530xW490xH800mm



**BG-M4**  
L530xW490xH1115mm



**BG-M3**  
L530xW490xH800mm



**BG-M5**  
L630xW490xH1090mm



**BG-M6**  
L787xW440xH1090mm

## MOBILE DENTAL CABINETS WITH GLASS TABLE TOP



## ARTIFICIAL MARBLE TOP COLOURS



Fluorescent Black



Fluorescent Light Blue



Fluorescent White



Fluorescent Light Green

## GLASS TOP COLOURS FOR MOBILE DENTAL CABINETS



Green



Orange



Light Blue

## CABINET BODY COLOUR



Ivory White



Yellow



Dark Grey



Rose



Black



Blue

## HANDLE COLOUR

